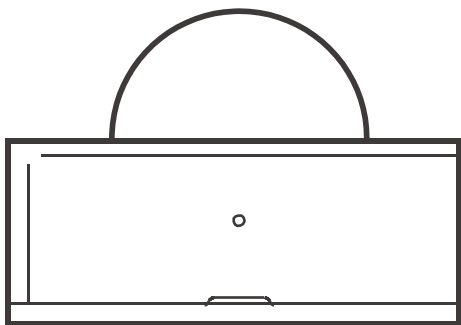


SONOFF

PIR3-RF

User manual V1.1



Motion Sensor

The device can be operated intelligently via working with the SONOFF 433MHz RF Bridge to communicate with other devices.

- ⓘ The device can work with other gateways supporting 433MHz wireless protocol. Detailed information is in accordance with the final product.

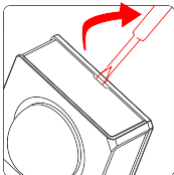
Operation instruction

1. Download APP

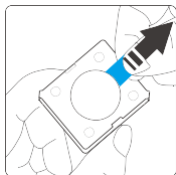


Android™ & iOS

2. Pull out the battery insulation sheet



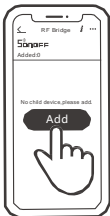
>



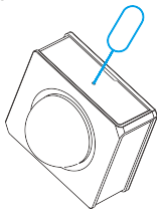
- ⓘ The device has the version with battery and without battery (Battery model: CR2450).

3. Add sub-devices

- ⓘ Connect the Bridge before adding the sub-device.



>

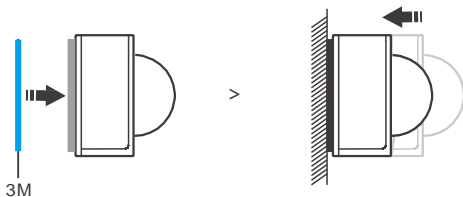


Launch eWeLink APP, select the Bridge to be paired, tap "Add" and select "Alarm", and you will hear a "Beep" that indicates the Bridge enters the pairing mode, then short press the pairing button on the device (or make the device detect the movement) that the pairing is successful when the red LED keeps on for 1s and the Bridge makes a "Beep-Beep" sound.

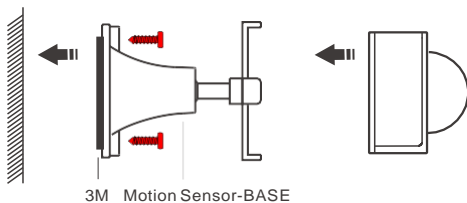
⚠ If the addition failed, move the sub-device closer to the Bridge and try again.

Installation methods

Method 1:



Method 2:

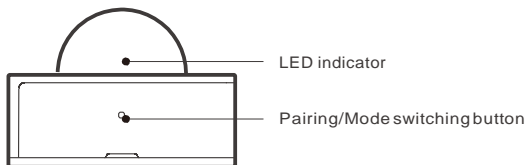


- ⚠ The motion sensor-base is not included, please purchase it separately.
- ⚠ Do not install on the metal surface, otherwise it will affect the wireless communication distance.
- ⚠ The device weight is less than 1 kg. The installation height of less than 2 m is recommended.

Specifications

Model	PIR3-RF
RF	433MHz
Power supply	3V button cell(Battery model: CR2450)
Detection Distance	≤8m (Indoor space)
Detection angle	100°
Working temperature	-10°C~40°C
Working humidity	10-90%RH (non-condensing)
Material	PC
Dimension	40x35x28mm

Product Introduction



LED indicator status instruction

LED indicator status	Status instruction
Red LED is stays on for 1s	A movement is detected
Red LED is stays on for 5s	Switched to the "Normal" mode.
Red LED flashes twice	Low-battery notification
Green LED is stays on for 5s	Switched to the "Alert" mode.

Features

PIR3-RF is a 433MHz low-energy motion sensor that can detect the movement of objects in real time. Connect it with the Bridge and you can create a smart scene to trigger other devices.



Low-energy



Movement detection



Alarm push notification



Share control
(available for
SONOFF 433MHz
RF Bridge)



Smart scene

Application Modes

The device has the "Normal" and "Alert" mode. The "Alert" mode is set by the factory default.

In the "Alert" mode, long press the mode switching button for 5s until the LED indicator stays solid red for 5s, which means the device enters the "Normal" mode.

In the "Normal" mode, long press the mode switching button for 5s until the LED indicator stays solid green for 5s, which means the device enters the "Alert" mode.

"Normal" mode:

There is no movement is detected within 60s after the previous detection, and then the alarm message will be triggered again if a movement is detected. If a movement is detected within 60s, the countdown will be reset and start again.

"Alert" mode:

The countdown is changed into 5s from 60s compared to the "Normal" mode. If a movement is detected within 5s, the countdown will not be reset. This means the alarm message will be triggered once per 5s and pushed to your mobile phone when a movement is always detected.

FCC Warning

Changes or modifications not expressly approved by the party responsible for compliance could avoid the user's authority to operate the equipment.

This device complies with part 15 of the FCC Rules. Operation is subject to the following two conditions: (1) This device may not cause harmful interference, and (2) this device must accept any interference received, including interference that may cause undesired operation.

FCC Radiation Exposure Statement:

This equipment complies with FCC radiation exposure limits set forth for an uncontrolled environment. This equipment should be installed and operated with minimum distance 20cm between the radiator & your body. This transmitter must not be co-located or operating in conjunction with any other antenna or transmitter.

Note:

This equipment has been tested and found to comply with the limits for a Class B digital device, pursuant to part 15 of the FCC Rules. These limits are designed to provide reasonable protection against harmful interference in a residential installation. This equipment generates, uses and can radiate radio frequency energy and, if not installed and used in accordance with the instructions, may cause harmful interference to radio communications. However, there is no guarantee that interference will not occur in a particular installation. If this equipment does cause harmful interference to radio or television reception, which can be determined by turning the equipment off and on, the user is encouraged to try to correct the interference by one or more of the following measures:

- Reorient or relocate the receiving antenna.
- Increase the separation between the equipment and receiver.
- Connect the equipment into an outlet on a circuit different from that to which the receiver is connected.
- Consult the dealer or an experienced radio/TV technician for help.

Hereby, Shenzhen Sonoff Technologies Co., Ltd. declares that the radio equipment type PIR3-RF is in compliance with Directive 2014/53/EU. The full text of the EU declaration of conformity is available at the following internet address:

<https://www.sonoff.tech/usermanuals>

**SONOFF**

Shenzhen Sonoff Technologies Co., Ltd.

1001, BLDG8, Lianhua Industrial Park, shenzhen, GD, China

ZIP code: 518000

Website: [sonoff.tech](https://www.sonoff.tech)

MADE IN CHINA

